

Webelos Jamboree 2024

MISSION:
CLUB **POSSIBLE**



Presented by
South Florida Council, BSA

November 1-3, 2024
CAMP ELMORE
Revised September 12, 2024

Webelos Jamboree 2024

Mission Cub-Possible

Welcome from the Chief

Since its return in 2014, the Webelos Jamboree has been one of the highlights of the South Florida Council. This Jamboree will focus on exposing scouts to many of the skills and challenges they will be learning as they work towards the Arrow of Light and will continue to hone as scouts and future leaders.

This year's theme is "Mission Cub-Possible!!" We are challenging all scouts to taking on the Mission of having fun and sharing in the spirit of scouting!

Our goal this year, is for scouts to "make it their mission to have fun." It is also our goal to expose newer parents and leaders to ways in which they can teach many of these skills to their scouts in a fun manner.

That being said, everyone also enjoys friendly competition so the campsite inspection, gateway competition, Skit/Song competition and chariot races will be in play. So, to those units that enjoy a bit of bragging rights, make it your mission to bring your A game.

Yours in Scouting,
Michael Mesa
2024 Webelos Jamboree Chief

Schedule of Events

Friday, November 1st

- 5:00 PM Headquarters open for Check In; Set up Campsites
- 10:00 PM Stop work on Gateways - halted till morning.
- 10:00 PM TAPS – All Cub Scouts in campsites and LIGHTS OUT
- 10:00 PM Cracker barrel – Main Registration Area (Adult Leaders & Senior Scout Staff ONLY) Major informational meeting. Each unit must send a representative.

Saturday, November 2nd

- 6:00 AM Reveille, Cooks up & cooking.
- 6:00 AM Work on Gateways may resume.
- 6:30 AM Breakfast served in campsites
- 7:30 AM Headquarters re-opens
- 8:00 AM All Gateway action comes to a stop
- 8:30 AM OPENING CEREMONY- (Class “B” uniform) * Meet at the Flag Plaza
- 9:00 AM Activities begin
- Noon Lunch in your campsites
- 1:00 PM Free Time / Gaga ball
- 2:00 PM Activities resume
- 5:00 PM Turn in DEN Scorecards
- 5:00 PM Dinner and Free time
- 7:15 PM Campfire Parade - (Class “A”) *Meet at the Flag Plaza
- 7:30 PM Campfire
- 10:00 PM TAPS – All Cub Scouts in campsites and LIGHTS OUT
- 10:00 PM Cracker barrel – Main Registration Area (Adult Leaders & Senior Scout Staff ONLY)

Sunday, November 3rd

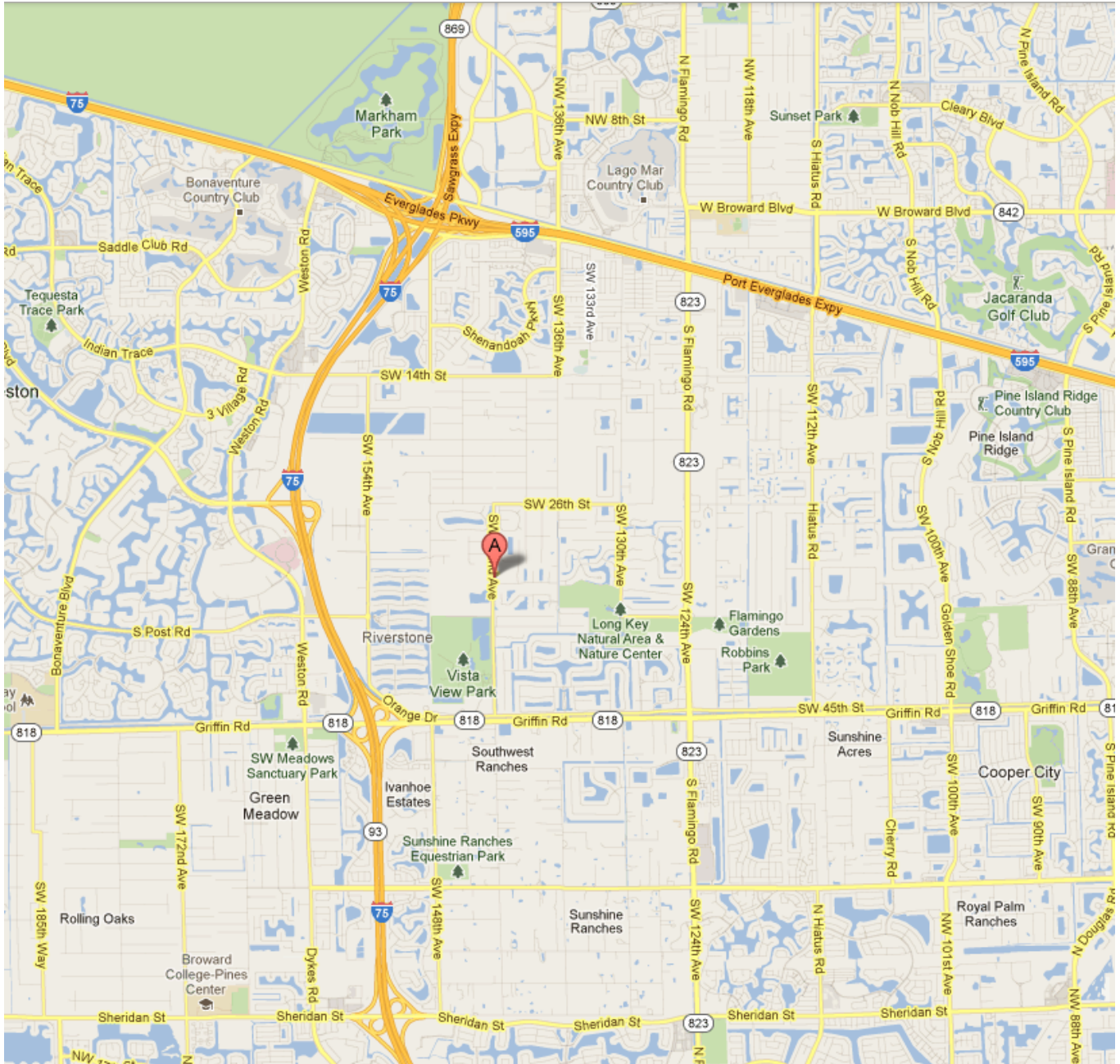
- 6:30 AM Reveille, Cooks up & cooking
- 7:00 AM Breakfast in campsite
- 9:00 AM Scouts’ Own (Class “A”)
- 9:30 AM Closing Ceremony
- 10:00 AM Clean up and break camp

After your campsite is dismantled and all gear and trash has been removed, request a campsite inspection at the registration/headquarters area. Once your campsite is approved, bring the form to headquarters to receive your check out packet.

Have a safe drive home

Where is Camp Elmore?

Camp Elmore
3551 SW 142nd Avenue
Davie, Florida 33330



From the North:

+ Taking I-95: Go South on I-95 to I-595 West, Go West on I-595 to I-75 South, Go South on I-75 to Griffin Road Exit. Go East (Left) on Griffin Road. Go past stoplight (Volunteer Road) Take next left, sign says to Orange Drive. Cross bridge and turn right on Orange Drive. Go east to South West 142 Avenue. Go North (Left) on South West 142 Avenue. Camp Elmore will be second entrance on your left.

+ Taking Turnpike: Go South on Turnpike to I-595 West, Go West on I-595 to I-75 South, Go South on I-75 to Griffin Road Exit. Go East (Left) on Griffin Road. Go past stoplight (Volunteer Road) Take next left, sign says to Orange Drive. Cross bridge and turn right on Orange Drive. Go east to South West 142 Avenue. Go North (Left) on South West 142 Avenue. Camp Elmore will be second entrance on your left.

From the South:

+ Taking Turnpike: Go North on Turnpike to I-75 North, Go North on I-75 to Griffin Road East Exit. Go East on Griffin Road. Go past stoplight (Volunteer Road) Take next left, sign says to Orange Drive. Cross bridge and turn right on Orange Drive. Go east to South West 142 Avenue. Go North (Left) on South West 142 Avenue. Camp Elmore will be second entrance on your left.

From the East:

+ Taking I-595: Go West on I-595 to I-75 South, Go South on I-75 to Griffin Road Exit. Go East (Left) on Griffin Road. Go past stoplight (Volunteer Road) Take next left, sign says to Orange Drive. Cross bridge and turn right on Orange Drive. Go east to South West 142 Avenue. Go North (Left) on South West 142 Avenue. Camp Elmore will be second entrance on your left.

From the West:

Taking I-75: Go North/South on I-75 to Griffin Road Exit. Go East on Griffin Road. Go past stoplight (Volunteer Road) Take next left, sign says to Orange Drive. Cross bridge and turn right on Orange Drive. Go east to South West 142 Avenue. Go North (Left) on South West 142 Avenue. Camp Elmore will be second entrance on your left.

Arrival / Check-In

Unit trailers are permitted to park outside each campsite gate. Please be mindful as you will be sharing your campsite with other units that will need to park their trailers as well. Due to campsite logistics it is strongly recommended that you load your trailer with as much personal gear as possible to assist in fewer trips to your campsite.

Each campsite number will be noted as well as the pre-registered units that are assigned to that campsite. Webelos and their families may walk to your assigned campsite.

There will be no walk-in registration option for this event. You must pre-register on the website before the event.

Please ensure that you park in designated parking areas only. There will be staff on hand to direct you to the appropriate location. No vehicles will be allowed to park in the campsite area. No gear will be transported to your assigned campsite until a leader from your unit checks in with registration with your accurate unit roster. This does not necessarily have to be the Cubmaster or committee chair. Any adult may bring the paperwork to headquarters.

Once you are sure of the numbers in your Pack, send one (1) leader to register your unit at the Main Registration area.

Please be sure to bring your:

- * Den Registration Form completely filled in.
- * Proof of payment

You will receive:

- * Activity Map/Event Schedule
- * Activity Field Participation Award Scorecards

Saturday Registration

Units attending for the day on Saturday or those who are not camping Friday night will need to follow the same process as above. If a unit is a day use participant, they must provide their names and proof of payment for the event to be able to enter. Please ensure that your unit arrives together to ensure a quicker registration process.

For our Saturday only packs, we will have an area assigned for your pack to set up a quick shade and chairs. Please make sure to bring plenty of water and snacks for the day. Please bring a packed lunch for your group or plan to buy some lunch in the nearby area.

Information/Lost & Found

Lost and found will be located at the Main Pavilion at Headquarters.

Adult Leader Cracker-barrel

The Adult Leader Cracker barrel is a gathering of the adult leaders in attendance at the Webelos Jamboree and is primarily intended to allow the Jamboree staff to provide essential information about the upcoming Jamboree program.

Cracker barrel is designed to be 90% information and fellowship and only 10% food. There will be a Cracker barrel held on both Friday and Saturday night at 10 PM at the Main Registration Area. Every unit must be represented.

At the Friday and Saturday night Cracker barrel, we ask that all units

- * Send at least one but no more than two representatives
- * Do Not Bring Cub Scouts
- * Please arrive by 10 PM. We have a lot of important information to give, and we need to start on time.

Friday night's Cracker barrel will concentrate on the schedule for Saturday, the event rotation, plan for the Parade to the Campfire on Saturday night, and the Campfire itself.

Saturday night's Cracker barrel will focus on Sunday's schedule for Scouts' Own, and check out procedures. Adult recognition will be presented at this time. Please allow the Jamboree Staff to deal with individual unit issues at times OUTSIDE of Cracker barrel. We will be available throughout the evening including before and after Cracker barrel.

Rotation Schedule

In order to properly schedule a large number of WEBELOS & AOL Scouts through as many events as possible, each Den will be assigned to a unique rotation schedule. It is important that each den follow the schedule rather than just wandering around the Jamboree. If for any reason we need to locate your unit for questions or an emergency, we will have an idea of where you are. Please DO NOT just show up at random events on Saturday.

Rotation Summary

- * Rotation Schedule assigned by den at check in Friday Night
- * Please stick to your rotation schedule and don't just show up at something you think you would like to see or do.
- * Attendance at the sessions will not be enough to complete the Webelos Adventures. They are a way of exposing the Cub Scouts to a variety of different activities.
- * Please do not skip any of the sessions. Scouting is about service to others. If you have already done a similar activity, please help those other Cub Scouts that may not be as familiar as you.
- * Activities will run from 9 a.m. until Noon, and 2 p.m. until 5 p.m.

Please remember this is not an advancement-based event. We want to give the Webelos an exposure to Scouting type knowledge and activities as well as having fun! Those running activities will not be signing off in Handbooks. Advancements will be learned. However, the responsibility for ensuring the Cub Scout has mastered the knowledge will fall on the units themselves.

Jamboree Ground Rules

Policies and procedures of the Boy Scouts of America will be strictly observed. There will be no exceptions. If in doubt, do not hesitate to ask for guidance or clarification at Headquarters. Decisions of the Jamboree Chiefs are final. We will abide by the Guide to Safe Scouting.

BRING YOUR OWN WATER!!! You are expected to carry water for your Webelos in a wagon. It gets hot, it's a long day, stay hydrated!! Bring a large water cooler so the Webelos can fill their water bottles throughout the day.

1. WEBELOS camping is intended to be a parent-child activity. In keeping with this spirit, we strongly recommend that a parent must accompany every WEBELOS Scout. The responsibility for a WEBELOS Scout without a parent attending may be given to another adult who is not the den leader. This responsibility must be stated clearly in writing and given to the pack leader in attendance. The Jamboree is for Webelos Cub Scouts and their leaders. Younger Scouts and siblings are not permitted to attend.
2. All Packs must register and have present at all times a minimum of two (2) adults. One Adult shall remain in each Pack campsite at all times.
3. No Pack shall encourage any school to dismiss a WEBELOS Scout early on Friday.
4. Check in procedures are as follows:
 - * Upon arrival (after 4 PM) Friday, proceed to the parking area
 - * (unless you have a trailer) Unload vehicles at parking area and hike your gear to your campsite.
 - * Set up camp and send an adult to your designated Registration area with a completed Check in form and remit any additional registration fees.
 - * All units must check in before 10:00 PM.
5. The Campgrounds outside the marked Jamboree area are OFF LIMITS.
6. Current valid BSA medical forms should accompany all WEBELOS and adult campers.

Leaders must have a home telephone AND EMERGENCY CONTACT number for every camper. This information stays with the Pack.

https://filestore.scouting.org/filestore/HealthSafety/pdf/680-001_AB.pdf

7. WEBELOS Scouts will not carry or use knives or axes, even if they have earned their Whittling Chip.

8. If WEBELOS leave their Pack or campsite for any reason, they must use the buddy system and ask permission first.

9. There will be no running except during organized activities.

10. No PETS. No- bicycles, roller skates, roller blades, skate boards, skate shoes, mopeds, motorized vehicles or four wheelers are allowed. (Bicycles or roller skates may be allowed as a pre-approved organized and reserved Cub Scout Activity i.e., Merit Badge Course or pre approved Cub Scout Activity)

11. NO ALCOHOLIC BEVERAGES, Medical Marijuana or ILLEGAL SUBSTANCES of any nature will be allowed within the Jamboree. Evidence of which will result in immediate expulsion of the entire pack from the grounds with no monies returned.

12. NO OPEN FLAMES are permitted in tents. Liquid fuel (Coleman type) is discouraged for use in campsite cooking and lighting. Propane is preferred. These fuels may only be used by adults.

13. ALL FIRES (propane or charcoal preferred) shall be at least 18" off the ground and must be supervised by an adult.

14. Water is readily available at Camp Elmore. Make sure all campers, Cub Scouts and adults are well hydrated. Cub Scouts should carry a water bottle or reusable cup with them.

15. During Saturday's activities, leaders should carry adequate supplies of water for their Cub Scouts. You may consider a wagon or small hand truck with a water cooler, to follow the den from activity to activity. Cub Scouts should carry a water bottle or reusable cup with them.

16. No vehicles are to park in the campsite area. Campsites and walkways must be clear of vehicles at all times to allow access by emergency vehicles. Vehicles may unload/load at Campsite and must then immediately be returned to parking lots.

17. The Campsite Road gates will be locked from 10 PM Friday until 9 AM Sunday. KEEP IT SAFE.

18. The WEBELOS Jamboree is a tent camping experience. No campers, travel trailers, pop-ups, or similar type units are allowed in campsites.

19. No generators will be allowed, except those operated by the Jamboree committee for headquarters, first aid and matters of safety.

20. Every Pack must be represented at the Friday and Saturday night Cracker-barrel located at the Main Registration Area (headquarters).

21. No WEBELOS Scout will be allowed in the Main Registration area except on business.

22. Campsite inspections will be conducted at each Pack campsite under the supervision of an inspection team, with the assistance of the adult in each campsite. Completely closed and zipped up tents do not have to be opened for the inspection team. The inspection team will not open any tent that is completely zipped or closed.

23. Parents and other WEBELOS Scouts, from participating packs, may visit campsites after 5:00 PM on Saturday. Parents are welcome and encouraged to attend the campfire on Saturday and Scouts' Own on Sunday.

24. A Scout is reverent. Scouts' Own is on Sunday morning. ATTENDANCE is REQUIRED.

25. No Pack will begin to break camp until after the closing ceremony is completed. All WEBELOS and adult leaders from all Packs are expected to attend the closing ceremony immediately following Scouts' Own.

26. No Pack will leave on Sunday before receiving approval from headquarters.
27. Dumpsters will be provided. Please compress all garbage and boxes. IF DUMPSTERS ARE FULL you must take home your garbage. The lid must be able to close and doors slide shut. No garbage is allowed outside the dumpster.
28. In the event of any dispute that may arise due to scoring, campsite location, or any other issue of the Jamboree, the Jamboree Chiefs will be advised and will make an immediate judgment. The decision of the Jamboree Chiefs will be final.
29. No dish washing is allowed at the water trees or the camp bathrooms. Please transport the water back to your campsites for these purposes.
30. The COPE Course and surrounding area is OFF LIMITS unless COPE Leaders are present.
31. No firearms, weapons, fireworks. No fires in or around Chickees.

If there is any doubt about any rules, remember the twelve points of the Scout Law.

A Scout is: Trustworthy, Loyal, Helpful, Friendly, Courteous, Kind, Obedient, Cheerful, Thrifty, Brave, Clean, Reverent

And may we add – Patient

Saturday Night – Campfire Program

At approximately 7:15 PM, each unit should gather up in their Class “A” uniform in the Flag Plaza. DO NOT BRING ANY FLAGS. At 7:25 pm we will walk/march together to the amphitheater. The Campfire will be located at the amphitheater next to the aquatics pavilion. It is important for all units to stay and sit together to prevent Cub Scouts from becoming separated in the dark. Cub Scouts and adults should bring a flashlight/headlight with them to the campfire. Further instructions will be given at Friday night’s Cracker-barrel.

Skits are time honored tradition and favorite of Cub Scouts. Due to time constraints, we must limit the number of campfire skits. Each Skit theme should be related to the Jamboree theme:

“Mission Cub-Possible”

no “gray areas” will be allowed. All skits must be previewed and approved by the Jamboree staff during the skit auditions during the scheduled time. Please refer to the Campfire Do’s and Don’ts in the Appendix.

Campfire Do’s & Don’ts

- * DO invite your Cub Scout’s families to attend. Ask them to stay with you during the parade to the campfire.
- * DON’T bring a chair. There should be plenty of room for all Cub Scouts and Scouters at the amphitheater.
- * DON’T bring flags of any kind.

- * DO have at least two (2) adults with your youth at all times.
- * DON'T spread out too much. Stay together.
- * DO make sure that everyone has a flashlight or headlight for safety walking back to your campsite
- * DON'T leave for the campfire until a Jamboree team member instructs you to do so.
- * DO keep your group quiet during the show and encourage them to participate at the appropriate times.
- * DON'T leave the campfire until you're dismissed.

HAVE FUN AND ENCOURAGE YOUR CUB SCOUTS TO SHOW THEIR SCOUT SPIRIT

Scouts' Own & Closing Ceremony

A Scout is Reverent

There will be a non-denominational worship service on Sunday morning at 8:30 AM. The service will take place at the amphitheater and will be conducted by Scouts from the OA (Order of the Arrow). All Cub Scouts and their leaders are EXPECTED to attend. Dress will be Class "A" uniform.

Attendance is highly recommended and is so noted on your WEBELOS Activity Field Participation Award scorecard, which must be signed and turned in attesting to your den's attendance. Immediately following the Scouts' Own, we will proceed with the Closing Ceremony and the presentation of awards. There will be no checkouts or departures prior to the conclusion of the closing ceremony.

Check Out Procedures

In order to ensure an orderly check out process, please observe the following guidelines:

- * The same rules that were followed on Friday night for vehicles in the campsite will be in effect. Only two vehicles per Pack at a time in the campsites. Your cooperation will ensure that no one gets hurt during this period.
- * Check out forms will be distributed at the Saturday night Cracker-barrel.
- * Do not begin to take your campsite down until AFTER the Closing Ceremony is complete. No one will be allowed to check out until after the Closing Ceremony.
- * After your campsite is dismantled and all gear and trash has been removed, request a campsite inspection at the registration/headquarters area. Once your campsite is approved, bring the form to headquarters to receive your check out packet.
- * All trash must be placed in the dumpster. Please flatten all boxes, water jugs, or any other bulky materials. In other words, "Smash that Trash". PLEASE, no broken tents, gateway materials or
- * In the event that the dumpster is full, please be prepared to haul your garbage out of the campgrounds. No garbage will be left behind.
- * NO GARBAGE MAY BE PLACED ON THE OUTSIDE OF THE DUMPSTERS AND THE LIDS AND SIDE DOORS MUST BE PROPERLY CLOSED.

Remember, "SMASH THAT TRASH"

- Competitions -

Campsite Competition

We encourage all Packs attending the Jamboree to participate in this event and show everyone that your Pack can set up a model campsite. The Jamboree staff will provide reviewers to evaluate each of the campsites as they are set up by the opening ceremony on Saturday morning. The reviewers will be evaluating the campsites based on the Campsite score card included in this handbook.

The Jamboree Committee recommends that Packs use "low impact" camping methods. Fire extinguishers should be used with one placed at the camp kitchen /cooking area and second in an easily accessible area of the campsite. Two fire buckets per tent may be substituted.

Please encourage your Cub Scouts to use the patrol method during this event so that they can understand the method used by Scouts.

Campsite Scorecard

PACK: _____

Max Pts Actual

CAMPSITE

- | | | |
|--|--------|--------|
| • U.S. flag properly displayed (HINT: Right hand side as you exit) | [10] | [] |
| • Pack flag | [10] | [] |
| • Pack number and sponsor on campsite | [10] | [] |
| • Webelos Den flags | [10] | [] |
| • Campsite clean; no paper or trash | [10] | [] |
| • Kitchen area clean and neat | [10] | [] |
| • Food off ground | [10] | [] |
| • Garbage containers closed | [10] | [] |
| • Dishwashing area designated & clean | [10] | [] |
| • Sleeping quarters clean and neat (all tent flaps zipped closed) | [10] | [] |

HEALTH/SAFETY

- | | | |
|--|--------|--------|
| • 1 fire extinguisher in tent site area (central location) | [10] | [] |
| • Extra fire extinguisher at cooking area | [10] | [] |
| • All fires at least 18" off the ground | [10] | [] |
| • Fuel in safe and clearly defined/labeled area | [10] | [] |
| • Unit first aid kit (visible, ready for use) | [10] | [] |
| • Book with medical records forms (for all Webelos and Leaders) | [10] | [] |
| • No vehicles or trailers are allowed in campsite | [10] | [] |
| • Tents and Kitchen are distanced from other units. | [10] | [] |

SCOUTCRAFT

- | | | |
|---|---------|--------|
| • Tents set up properly | [10] | [] |
| • Personal gear stored neatly | [10] | [] |
| • Duty roster posted on bulletin board | [10] | [] |
| • Menu posted on bulletin board | [10] | [] |
| • Rope or boundary defining campsite area | [10] | [] |
| • Help from an adult | [-50] | [] |

Total Points = [230] []

Campsites will not be judged unless an adult is present. Note: This is an extremely comprehensive checklist for a model campsite planned and erected by very experienced Webelos. Do not be discouraged if your campsite lacks some elements. **DO YOUR BEST!** Competition alone does not make a Jamboree.

Gateway Competition

All packs are encouraged to have their Webelos build a gateway at their campsite. The Gateway Competition is intended to be fun, with gateways built by the Cub Scouts. Adults may verbally coach but the pioneering should be done by the youth.

The Jamboree staff are encouraging at least one Scouts BSA troop per district to attend and assist the Webelos with understanding the Scouting methods and mentor Webelos with any gateway or campsite building assistance that may be needed. Scouts are allowed to work with Webelos to help coach them. However, the Scouts are not allowed to do any of the work on the Gateways or campsites. Work is to be completed by the Webelos/AOL.

The building period will end Friday at 10 PM. Building may commence at 6 AM on Saturday and end at 8 AM. All materials needed must be provided by your Pack. No harvesting of wood will be allowed in Camp Elmore. Additionally, unless previous arrangements are made all pioneering materials will need to be transported out of camp on Sunday morning.

The judges will be on site during the building and will judge the gateways on Saturday, during the opening ceremony. The judges' decisions will be final. The main focus of this event is pioneering skills. Gateways will be scored on lashings, working gate, flag placement etc.

Please bring a great attitude as well as all the supplies you need.

Gateway Scorecard

PACK:_____	Max Pts	Actual
Natural items	[15]	[]
Rope ends whipped	[10]	[]
Knots tight and neat	[10]	[]
Lashings tight and neat	[10]	[]
Skill in building	[10]	[]
Sturdiness of construction	[15]	[]
Working gate	[15]	[]
Unit sign with keeping with the theme	[15]	[]
Overall appearance	[20]	[]
Help from an adult	[-50]	[]
Total Points =	[120]	[]

- Prefabricated gateways may NOT be used for the event.
- NOTE/HINT: If the U.S. Flag is displayed as part of the gateway, it should be on the right-hand side when exiting.
- In the event of a tie in the campsite scoring, gateways will be scored as above to break the tie. Judges' decisions are final.
- NO HOLES ARE ALLOWED TO BE DUG!

Chariot Race Competition

The Chariot or Travois Race will be held as part of the event rotation in the morning and afternoon. The Chariot Race event is a staple of the WEBELOS Jamboree.

Each team will consist of a maximum of five (5) WEBELOS Scouts. Only one (1) entry per registered den will be allowed.

Each team will be given three (3) poles. Two (2) will be approximately eight (8) feet long and a third will be approximately five (5) feet long. Each team will also be given three (3) 10' lengths of quarter-inch rope.

The team of WEBELOS must tie the poles together with the ropes to form a triangle, TOW BAR or chariot... The ropes must be tied with knots and the poles cannot be held together with hands alone at any time during the race. A five-second penalty will be added to the team's score for each rope held by hand rather than a knot.

TWO CORNERS OF THE TRIANGLE FORMED BY THE POLES MUST BE TOUCHING THE GROUND DURING THE ENTIRE RACE.

Four WEBELOS will drag the chariot, with the fifth WEBELOS Scout standing on it. A course will be designated and clearly marked. At the end of the race, each team will untie the knots and disassemble the tow bar. Poles and ropes must be put back the SAME way they were found. The ropes will be folded in half once, then twice, and then tied in an overhand knot. The wood and rope must be replaced as it was found to stop the time clock.

The tow bar must be pulled along the ground and MAY NOT be carried. The Scout riding on the crossbar must be on TOP of the chariot and the Cub Scouts pulling must keep their hands within the painted marks. If the tow bar falls apart, the WEBELOS Scouts must stop and retie it. If the rider falls off, the team must stop, go back to the place where the rider fell off, get him back on and resume the race. This is a teamwork event. You are competing against the clock!

◆ NOTE: Knots of any kind will be allowed. Lashings are not specifically required.

Webelos Jamboree Skit/Song Competition

The definition of skit is "sketch comedy consisting of a series of short comedy scenes." Skits or Songs will be judged on showmanship (entertainment value/audience appeal), creativity/originality (have we seen it before?), props/costumes. Skits or Songs are expected to be of good taste, the judges will disqualify any Skit or Songs seen as of bad taste and offensive. Each skit or song should not exceed 5 minutes in length.

Skit Scorecard

PACK: _____ DEN: _____

	Max Pts	Actual
Scouting Spirit	[5]	[]
Showmanship/presentation	[5]	[]
Originality/did we see it before	[5]	[]
Performance follow script	[5]	[]
Audience Appeal	[5]	[]
Total Points:	[25]	[]

Awards List

- * Unit Participation Ribbon - to all units participating in the WEBELOS Jamboree
- * Best Overall Gateway – 1st, 2nd, & 3rd place award
- * Best Overall Campsite - to all units that have their campsites evaluated; 1st, 2nd and 3rd place award for the best campsite scores.
- * Chariot Race Ribbons: 1st, 2nd and 3rd place award for the fastest times overall.
- * Skit/ Song Ribbons: 1st, 2nd and 3rd place award for the best skit/song
- * Spirit Award – award for the pack that stays within the theme and show of spirit throughout Saturday.

Please note that all awards will be presented at the Awards Ceremony on Saturday at the Campfire Program. All awards will be placed in the unit check out packets. However, the units will all be announced at the Awards Ceremony.

2024 Webelos Jamboree - Den Registration Form

DO NOT TURN IN THIS FORM WITH ADVANCE REGISTRATION TURN IN ONLY AT THE REGISTRATION SITE AT THE JAMBOREE. PLEASE PRINT ALL INFORMATION

Pack _____ District _____ Leader _____

Other Adults Camping:

_____	_____
_____	_____
_____	_____
_____	_____

Dens must be limited to eight (8) WEBELOS Scouts

DEN _____ DEN LEADER: _____

DEN LEADER Phone Number: _____

DEN Chief: _____

- | | |
|----------|----------|
| 1. _____ | 5. _____ |
| 2. _____ | 6. _____ |
| 3. _____ | 7. _____ |
| 4. _____ | 8. _____ |

DEN _____ DEN LEADER: _____

DEN LEADER Phone Number: _____

DEN Chief: _____

- | | |
|----------|----------|
| 1. _____ | 5. _____ |
| 2. _____ | 6. _____ |
| 3. _____ | 7. _____ |
| 4. _____ | 8. _____ |

DEN _____ DEN LEADER: _____

DEN LEADER Phone Number: _____

DEN Chief: _____

- | | |
|----------|----------|
| 1. _____ | 5. _____ |
| 2. _____ | 6. _____ |
| 3. _____ | 7. _____ |
| 4. _____ | 8. _____ |

- DO NOT TURN IN THIS FORM WITH ADVANCE REGISTRATION. BRING IT WITH YOU TO THE ON-SITE JAMBOREE REGISTRATION AT CAMP ELMORE.

Please fill this form out in advance (or in your campsite Friday night) and bring it with you to the Jamboree Registration Area before 10 PM. Feel free to make additional copies if you are registering more than three (3) dens. Keep a copy for your records.

Advancements & Activities List

Below is a list of advancements and activities that are planned for the event. This list is subject to change. Please remember this is not an advancement-based event. We want to give the Webelos an exposure to Scout type knowledge and activities in a fun and challenging way. Those running activities will not be signing off on any books. Advancements will be learned. However, the responsibility for ensuring the Webelos has mastered the knowledge will fall on the units themselves.

Beyond the activities, your units should be able to complete several Webelos & AOL requirements at your campsite, such as: **Stronger, Faster, Higher 1, Let's Camp Elective Adventure 1-4, & 9**

BB Range & Target Activity - Activity Opportunities: We will be including some of these Non-Advancement Activities for BB Gun.

- 1) Explain what you should do if you find a gun. Recite the 4 safety reminders.
- 2) Identify and wear the appropriate safety gear.
- 3) Demonstrate proper range commands (Webelos and Arrow of Light Scouts are to demonstrate proper range commands and explain them to an adult or another scout).
- 4) Show how to use the safety mechanism.
- 5) Demonstrate how to properly load, fire, and secure your BB gun
- 6) Demonstrate one of the positions for shooting a BB gun: prone, bench and sitting positions for shooting a BB gun. Note: this is a demonstration requirement and not mandatory as a shooting requirement.

The traditional 5-round BB shooting competition will be replaced with a carnival style shooting gallery. Scouts will have the ability to fire as many rounds as they can (safely) at a variety of targets including cans, bells, clothespins, bottles, etc. for a set amount of time.

This does not count towards BB Gun Range & Target Advancements

First Aid Activity - Advancement Opportunities: Webelos – My Safety and Arrow of Light - First Aid Adventure #3

Webelos - My Safety

- 2) Identify items in your house that are hazardous and make sure they are stored properly
- 3) Identify ways you and your family keep you home or your meeting space safe.
- 4) Complete a Be Prepared for Natural events worksheet.

Webelos Walkabout

5) Demonstrate First Aid for each of the following events that could occur on a hike. Blister, sprained ankle, sunburn, dehydration and heat related illness.

There is a First Aid Arrow of Light Adventure

3) Demonstrate what to do for hurry cases of first aid: serious bleeding, heart attack or sudden cardiac arrest, stopped breathing Adventure ng, stroke, poisoning.

4) Demonstrate how to help a choking victim.

Knot Tying - Advancement Opportunities: Webelos Lets Camp Webelos Adventure #5

The 2024 update moved the knot tying skills around.

5) Show how to tie a bowline. Explain when this knot should be used and why.

The Arrow of Light cubs High Tech Outdoors Adventure includes using a knot tying app to practice and learn a knot but that isn't applicable in our setting.

Fire Building - Advancement Opportunities: Webelos Lets Camp Adventure

6) Know the fire safety rules. Using those rules, locate a safe area to build a campfire

7) Using tender, kindling, and fuel wood, properly build a teepee fire lay. If circumstances permit, and there is no local restriction on fires, show how to safely light the fire while under adult supervision. After allowing the fire to burn safely, extinguish the flames with minimal impact to the fire site.

Cooking – Webelos Chef's Knife

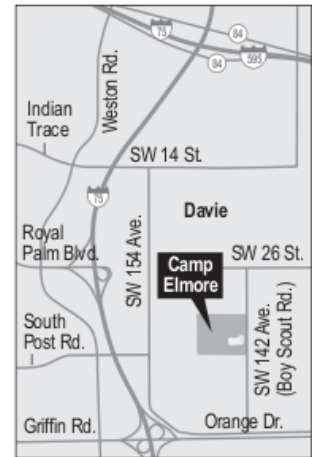
- 1) Read, understand, and promise to follow the cub scout knife safety rules
- 2) Demo the knife safety circle.
- 3) Demo that you know how to care for a kitchen knife safely
- 4) Choose the correct cooking knife and demo how to slice, dice and mince.

COPE/Climbing

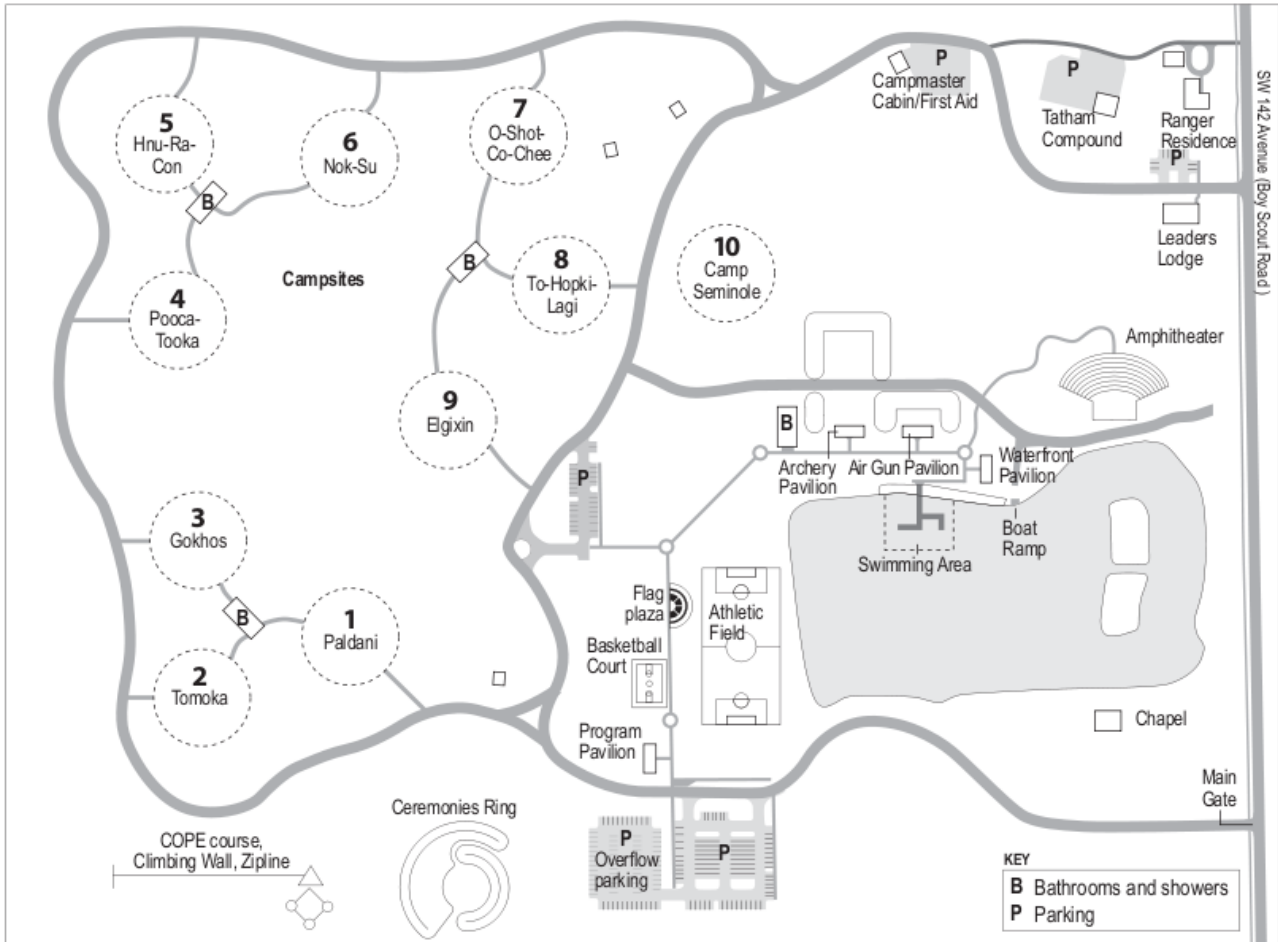
The repelling will be included in the program but not scored or included in the competition. It is optional. It is to introduce Scouts to climbing.

Camp Elmore Map

Camp Elmore
Downrite Engineering Scout Reservation
 3551 SW 142 Avenue (Boy Scout Road)
 Davie, Florida 33330



Camp Elmore



1st 1978 Stanley Leskin	2nd 1979 Claudia Hite	3rd 1980 Bob Linsterom
4th 1981 Augie Saavedra	5th 1982 John Oropesa	6th 1983 Arnold Velazquez, Sr.
7th 1984 Luis Cruz	8th 1985 Dan Lavrich	9th 1986 Dan Lavrich
10th 1987 John Marxen	11th 1988 Ed Coleman	12th 1989 Jimmy Piccirillo
13th 1990 David Dreibelbis	14th 1991 Jim Forbes	15th 1992 Dusty Melton
16th 1993 Anthony RAMirez	17th 1994 Mickey Muse	18th 1995 Carlos Moreno
19th 1996 John P. Vajanyi, Jr	20th 1997 Randy Besley	21st 1998 Peter Olloqui
22nd 1999 Barry Schwartzman	23rd 2000 Lorri Rudasill	24th 2001 Lenny Schiffman
25th 2002 Roger Turner	26th 2003 Matt Kinsey	27th 2004 Terry Cooney
28th 2005 John Fritz	29th 2014 Connie Ryan	30th 2015 Tom Fretch
31st 2016 David "Mr. D" Dreibelbis	32nd 2017 Fred Kimball	33rd 2018 Theola Ray
34th 2019 Cristina "MAMA-C" Florez	35th 2020 Anna Brown	36th 2021 Daniel DuBois
37th 2022 Michelle Jacobs	38th 2023 Christian Irias, MD	