

## Scoutmasters Camporee Online Registration Instructions

### Units who already have an account:

Note – Each South Florida Council BSA unit has a login already. If your unit has registered for Merit Badge College in the past, it is the same account. If you do not have that login, please contact Jeanine Kinsey at 954-778-0599 for assistance.

Go to <https://southfl.tentaroo.com> and log in.

### Non-South Florida Council BSA Units without an account:

1. Go to <https://southfl.tentaroo.com>
2. Select Create Account
3. Select the Scoutmasters Camporee Event to create your account for  
Once created, new accounts can also be used for other event registrations.
4. Complete the unit information and Create your username and password
5. Check your email for the confirmation email.  
The email comes from South Florida Council – Cliff Freiwald and the subject is “South Florida Council - Please verify your new account”
6. Click on the Activate Account link in the email.
7. Close your browser and then go back to <https://southfl.tentaroo.com> and log in.
8. Follow the instructions below to Register for the Event

### Non-Boy Scouts of America units and families who do not have an account yet:

Note – Each family/unit can have a single login. If your email address is already in use with another account, you will not be able to use it to create a new account.

1. Go to <https://southfl.tentaroo.com>
2. Select Create Account
3. Select the Scoutmasters Camporee Event to create your account for  
Once created, new accounts can also be used for other event registrations.
4. Change the registration type from “Unit” to “Individual / Family”
5. Name:  
For Other Youth Groups - Enter your organization as the first name and your **FULL** unit number as the last name.  
For Families – Use the parent/adult first name and last name
6. Create your username and password
7. Check your email for the confirmation email.  
The email comes from South Florida Council – Cliff Freiwald and the subject is “South Florida Council - Please verify your new account”
8. Click on the Activate Account link in the email.
9. Close your browser and then go back to <https://southfl.tentaroo.com> and log in.
10. Follow the instructions below to Register for the Event

### Register for an Event:

1. Once logged in, click “Go To Events”
2. Select Scoutmasters Camporee from the available list
3. Select the event itself from the next page

4. This is what you see now:

The screenshot shows the registration page for the 2020 Scoutmasters Camporee. The header includes the Boy Scouts of America logo and navigation links. The main content area features a map of Markham Park, event dates (Feb 14 - Feb 16, 2020), and a 'REGISTER FOR EVENT' button. Below this is a 'Pricing & Conditions' section with a table of rates and a 'BUY PRICING' button. The table lists various participant categories and their respective costs. A sidebar on the left provides event contact information and location details.

**2020 Scoutmasters Camporee**  
Scoutmasters Camporee @ Markham Park

**REGISTER FOR EVENT**

**Pricing & Conditions**

**BUY PRICING**  
Pricing will increase to on-line pricing on Jan 31, 2020 at 11:59 PM

Youth Camper 6th-12th Grade (Y) <b>\$20.00</b>	Youth Camper K-5th Grade (Y) <b>\$20.00</b>	Youth Day Visitor 6th-12th Grade (Y) <b>\$20.00</b>
Youth Day Visitor K-5th Grade (Y) <b>\$10.00</b>	1 Primary BSA Troop Leader (Limit 1) (A) <b>\$20.00</b>	1 Primary Crew/Ship Leader (Limit 1) (A) <b>\$20.00</b>
1 Primary Cub Scout Leader (Limit 1) (A) <b>\$20.00</b>	1 Primary Grade 6-12 Unit Leader (Limit 1) (A) <b>\$20.00</b>	1 Primary Grade K-5 Unit Leader (Limit 1) (A) <b>\$20.00</b>
Adult Camper (A) <b>\$20.00</b>	Adult Day Visitor (A) <b>\$10.00</b>	Adult Day Visitor (No Patch) (A) <b>\$7.00</b>

- Registration is by spots, then individuals. With this type of event, you'll need to specify the number of spots you'll need in the event first. Then, when individual participant registration starts, you'll be able to add that number of individuals.
- Self-registration is enabled for this event.
- Registration is now open. Registration will close on Feb 12, 2020 at 11:59 PM.

5. Click Register for Event

## Select your "Spots" or Participants:

1. You must add 1, and ONLY 1 of the "Primary" unit leader types in order to reserve a campsite. Select the correct one for your unit type. Use "Adult Camper" for all other adults in the unit.
2. You may also select the number of youth and adults you plan to bring. DO NOT OVER ESTIMATE HERE!
3. You will not have to pay for them today, and you can come back any time before January 31<sup>st</sup> to pay for these and/or add more at the \$20 price. After that, the price goes up to \$25
4. See the example screen with some selections made:

Event Registration  
2022 International Calendar, Scoutmaster's Campsite @ Marsh Park Feb 14 - Feb 16, 2022

Spots Products Confirmation

**EARLY PRICING**  
Pricing will increase to on-time pricing on Jan 31, 2023 at 11:59 PM

Youth

Youth Camper 6th-12th Grade	\$20.00 \$0.00 up/first	-	1	+
Youth Camper K-5th Grade	\$20.00 \$0.00 up/first	-	0	+
Youth Day Visitor 6th-12th Grade	\$20.00 \$0.00 up/first	-	1	+
Youth Day Visitor K-5th Grade	\$10.00 \$0.00 up/first	-	0	+

Adults

1 Primary BSA Troop Leader (Limit 1)	\$20.00 \$0.00 up/first	-	1	+
1 Primary Cub Scout Leader (Limit 1)	\$20.00 \$0.00 up/first	-	0	+
1 Primary Grade 6-12 Unit Leader (Limit 1)	\$20.00 \$0.00 up/first	-	0	+
1 Primary Grade K-5 Unit Leader (Limit 1)	\$20.00 \$0.00 up/first	-	0	+
Adult Camper	\$20.00 \$0.00 up/first	-	2	+
Adult Day Visitor	\$10.00 \$0.00 up/first	-	0	+
Adult Day Visitor (No Patch)	\$7.00 \$0.00 up/first	-	0	+

Other Youth Group Designation

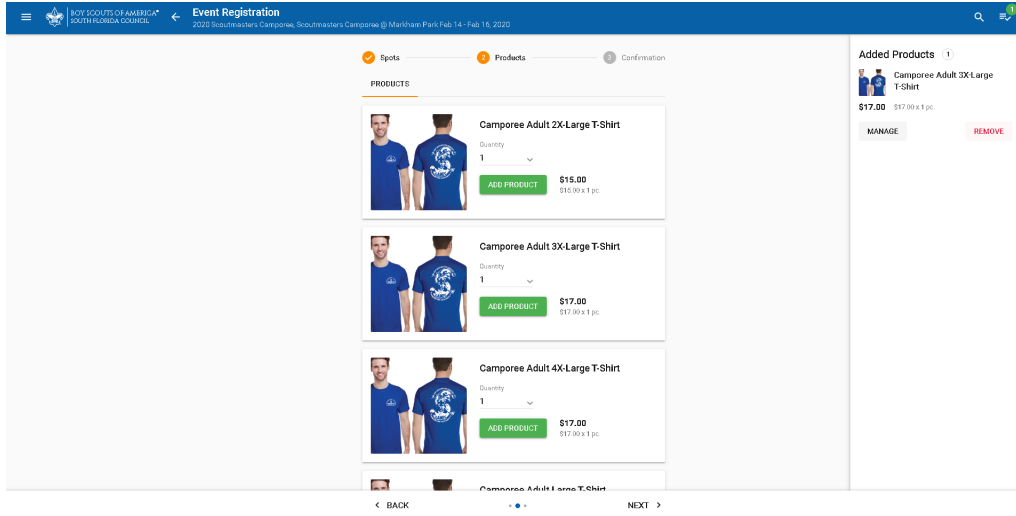
Other Youth Group Designation optional

NEXT >

5. Select only 1 Primary unit leader type as well as any other spots you want today
6. Scroll to the bottom and add your Other Unit Designation (Scouts BSA Girl Troop, Other organization name, troop number and council, or District if you are a Scouts BSA troop from outside South Florida Council)
7. Then click "Next"

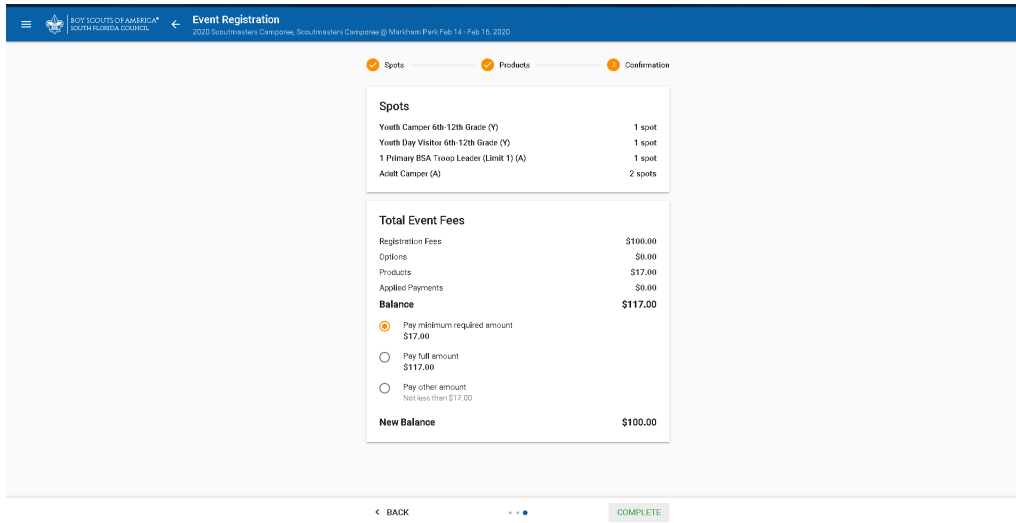
## Select any products you want to pre-order (Before January 15<sup>th</sup> ONLY):

1. Select the number of each size you need, and then click “Add Product”




2. Click Next at the bottom of the screen

3. This is what you will see next:



4. Click Complete and you will see this screen – it is a long one, so scroll down for the next steps!

BOY SCOUTS OF AMERICA  
SOUTH FLORIDA COUNCIL
REGISTRATION
🏠



**Markham Park**  
Markham Park Road, Sumner, FL 33322

**Event Contact**

Cliff Frewald  
954-584-4200 x213  
cliff.frewald@scouting.org  
http://smous.us

**Location Info**

South Florida Council

### 2020 Scoutmasters Camporee

Scoutmasters Camporee @ Markham Park

🌐 WEBSITE

Feb 14 - Feb 16, 2020

⚠️ There are changes or payments for this event in your cart. Please remember to checkout soon to make your changes.

#### Financial Summary

**Balance** \$117.00

Pay minimum required amount \$17.00

Pay full amount \$117.00

Pay other amount (Not less than \$17.00)

**New Balance** \$100.00

CHECKOUT

#### Registration

MANAGE
REPORTS


**Spots** MANAGE SPOTS

**Youth**

Youth Camper 6th-12th Grade	1 spot 0 of 1 registered
Youth Camper K-5th Grade	0 spots 0 of 0 registered
Youth Day Visitor 6th-12th Grade	1 spot 0 of 1 registered
Youth Day Visitor K-5th Grade	0 spots 0 of 0 registered
<b>Adults</b>	
1 Primary BSA Troop Leader (Limit 1)	1 spot 0 of 1 registered
1 Primary Crew/Ship Leader (Limit 1)	0 spots 0 of 0 registered
1 Primary Cub Scout Leader (Limit 1)	0 spots 0 of 0 registered
1 Primary Grade 6-12 Unit Leader (Limit 1)	0 spots 0 of 0 registered
1 Primary Grade K-5 Unit Leader (Limit 1)	0 spots 0 of 0 registered
Adult Camper	2 spots 0 of 2 registered
Adult Day Visitor	0 spots 0 of 0 registered
Adult Day Visitor (No Patch)	0 spots 0 of 0 registered

**Participants** ADD PARTICIPANT


**Youth Camper 6th-12th Grade (Y)** 1 spot left



No participants registered.

ADD PARTICIPANT


**Youth Camper K-5th Grade (Y)**



No spots added.

ADD SPOTS

**Youth Day Visitor 6th-12th Grade (Y)** 1 spot left

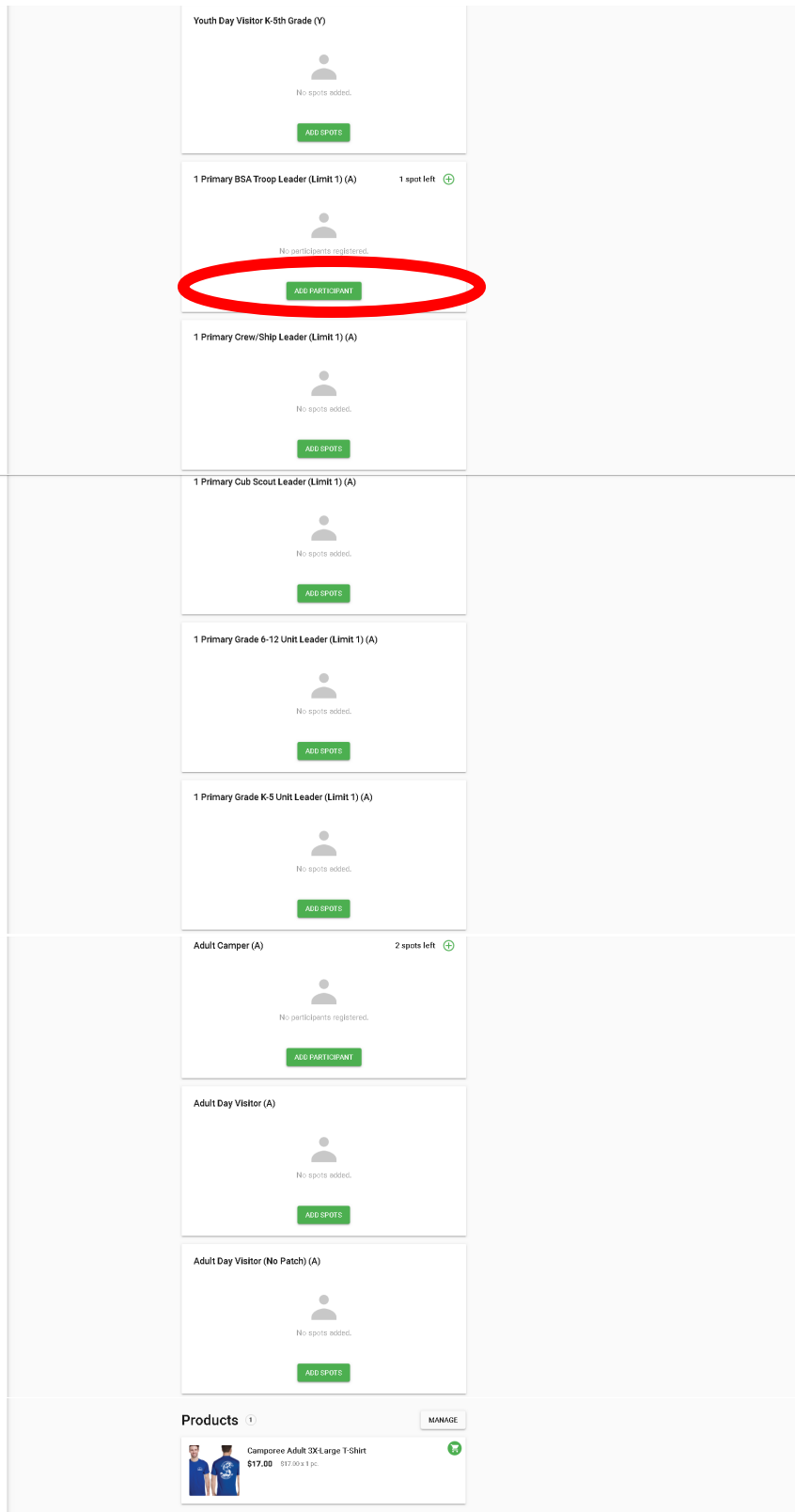


No participants registered.

ADD PARTICIPANT

I did say it was long, right?

5.

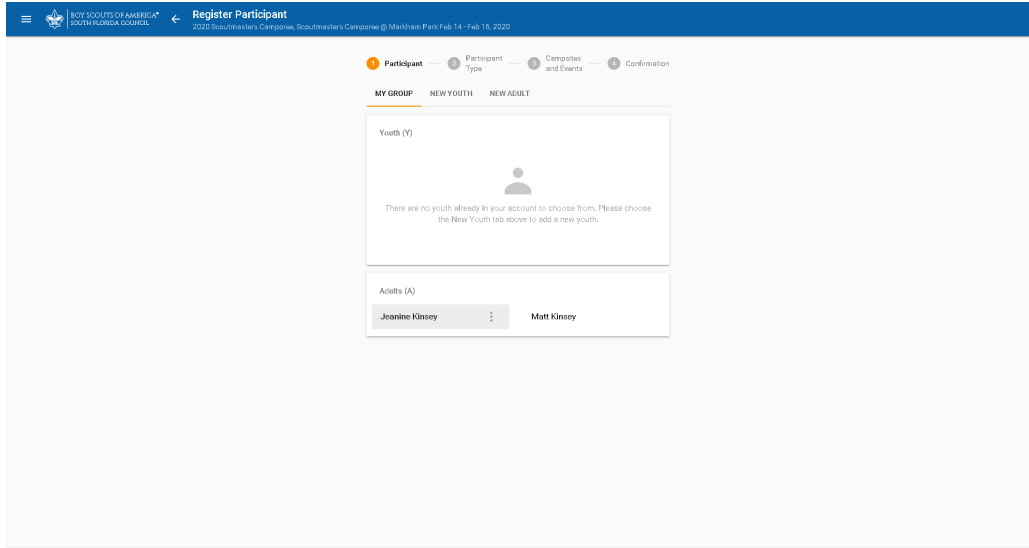


6. The screenshot shows what it looks like based on the selections I made above. Note the “Add Participant” buttons below the “Spots” that I selected previously.

**Campsite Selection – includes selecting Pack events, Troop events and volunteering for the Primary Leader:**

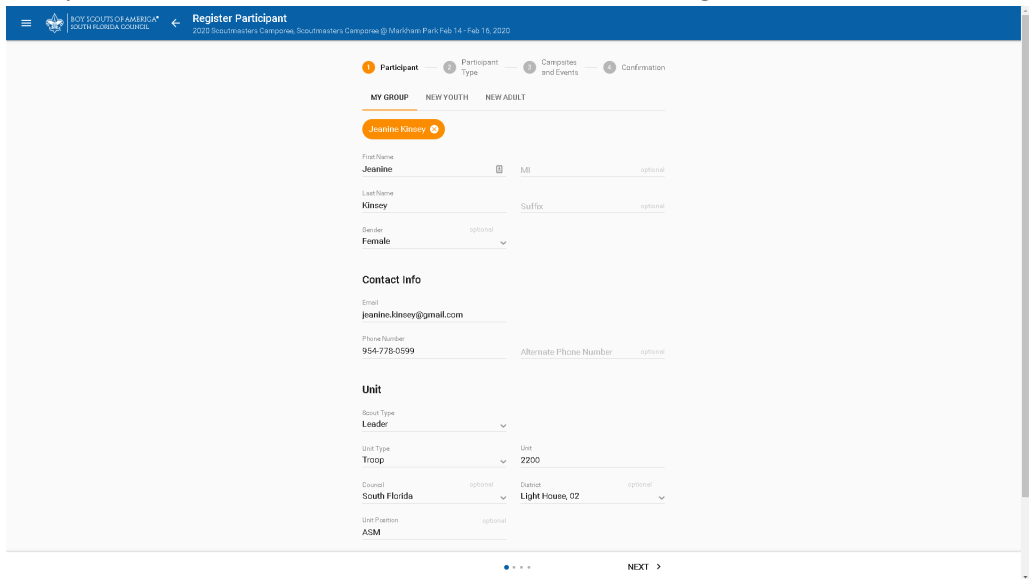
1. You must add a name to the “Primary” unit leader type in order to reserve a campsite.
2. To do that, scroll down the page until you see your primary Unit leader type and the button that says “Add Participant” below it. (See the big red circle at the top of this page)

3. Your screen will look more or less like this one based on your unit size, and what is already in your account:



4. You can either select one of the adult names already showing up (Jeanine and Matt) or click Add New Adult at the top of the screen.

5. Verify, or fill in all of the information for the leader in charge and then click Next.



6. Assign the person to the Primary Unit Spot you already reserved and click Next:

BOY SCOUTS OF AMERICA  
SOUTH FLORIDA COUNCIL

Register Participant  
2020 New Leaders Overview, Scoutmaster's Campuses @ Markham Park, Feb 14 - Feb 14, 2020

Participant  Participant Type  Campuses and Events  Confirmation

1 Primary BSA Troop Leader (Limit 1)  
1 spot available

1 Primary Crew/Ship Leader (Limit 1)  
No spots purchased

1 Primary Cub Scout Leader (Limit 1)  
No spots purchased

1 Primary Grade 6-12 Unit Leader (Limit 1)  
No spots purchased

1 Primary Grade K-5 Unit Leader (Limit 1)  
No spots purchased

Adult Camper  
2 spots available

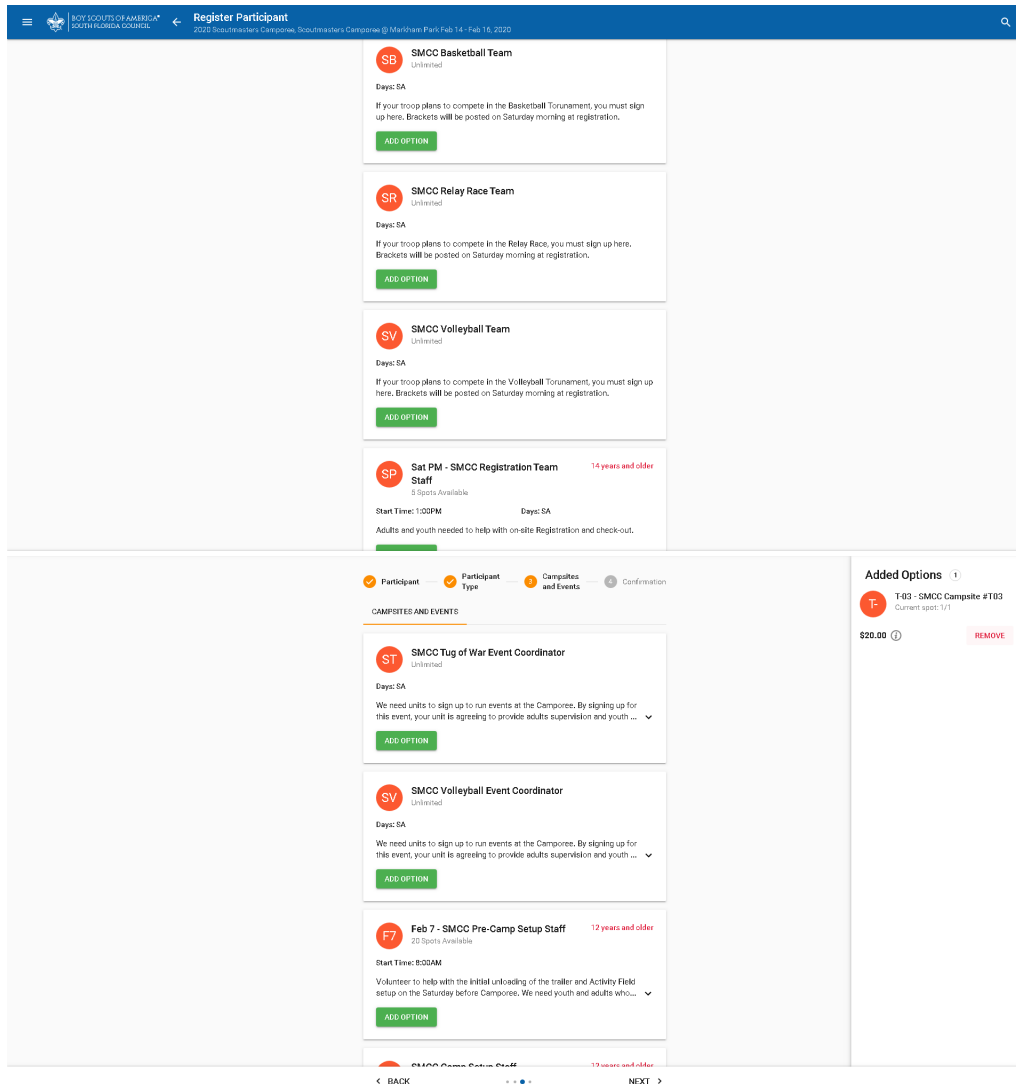
Adult Day Visitor  
No spots purchased

Adult Day Visitor (No Patch)  
No spots purchased

< BACK      . . .      NEXT >

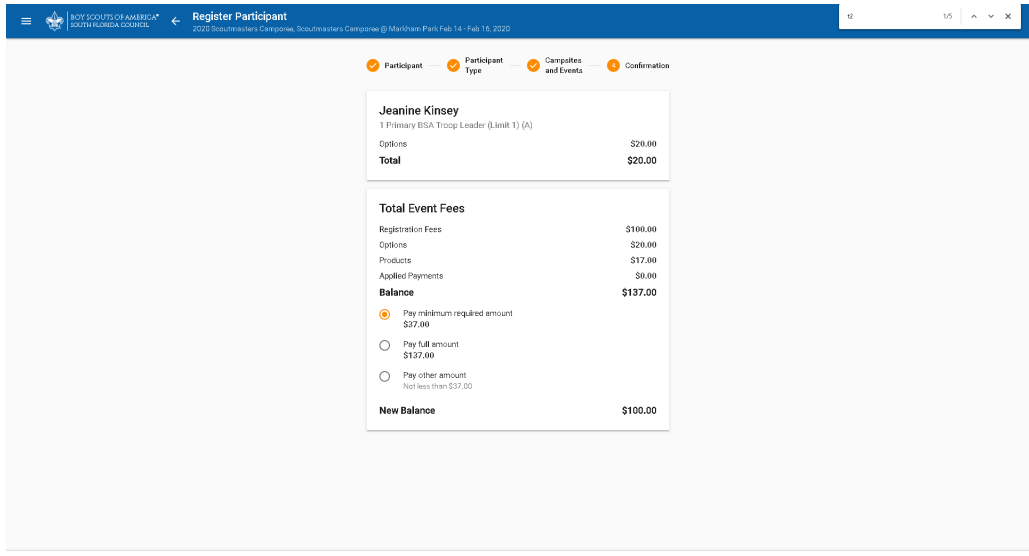


And now you have reached the page where you select all of your campsites, portalets, volunteering options, unit events/or pack events. This page will change constantly as units/volunteers sign up for various sites and roles, so I have only shown a couple of examples here:  
 (Campsites tend to sort to the bottom of the page, so use the Ctrl-F in your browser to search for items, or scroll down until you find them)

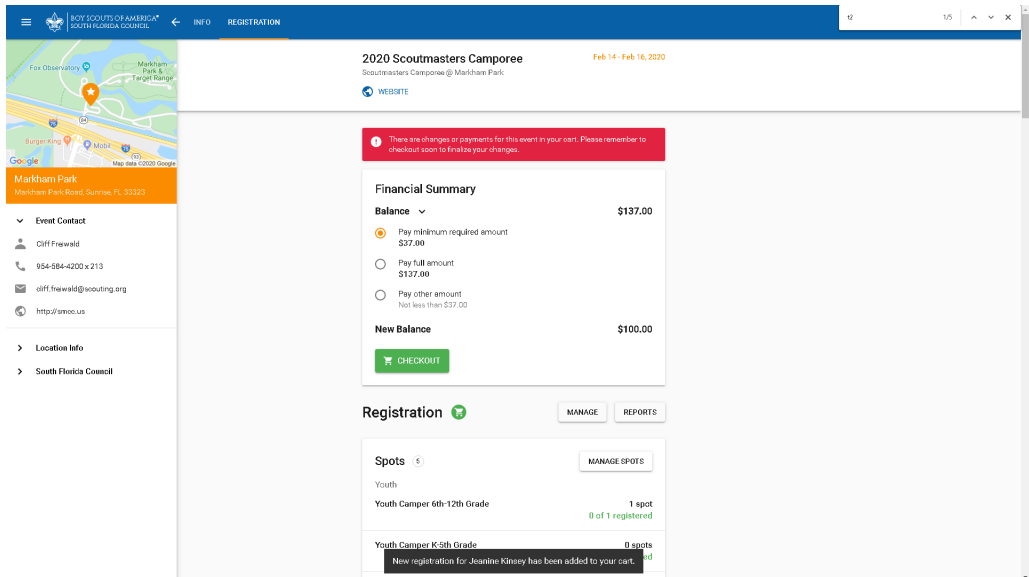


7. Each site is for one unit, and units must camp in the age appropriate site Based on your Primary Unit Leader type, you will have appropriate sites to select from.  
**Please review the new Site Map and the Site List available at [www.smcc.us](http://www.smcc.us) BEFORE you select a camp site.**  
 Click Add Option for all items you need for your unit, including campsite(s) and portalet  
**Troops/6<sup>th</sup>-12<sup>th</sup> Grade units** also need to select whether or not they are participating in Basketball, Volleyball, Tug-of-War, Relay, or are willing to run an event  
**Packs/K-5<sup>th</sup> Grade units** need to select a Pack Event to run on Saturday morning
8. We need adult volunteers to help run events, so if the primary leader can help, please select their choices here too.
9. Scroll to the bottom and click “Complete”

10. This is the screen you see now:



11. Click Complete and you are back to this screen:



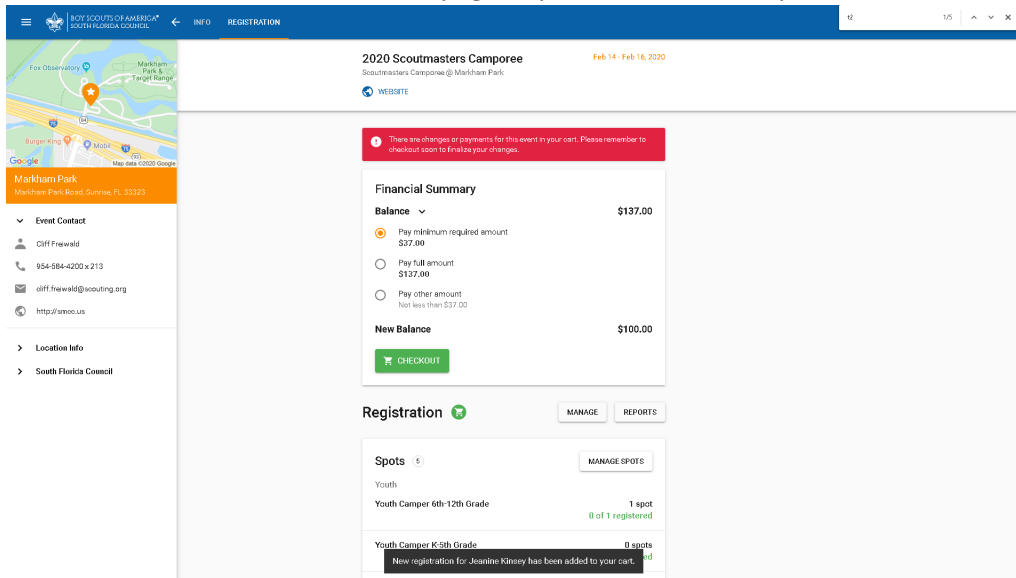
12. If you want to sign other adults and/or youth up for volunteering, or provide your complete unit roster, see the instructions on the next page.

13. If you are done for now, you can select the amount you want to pay today and click “Checkout” and complete your payment.

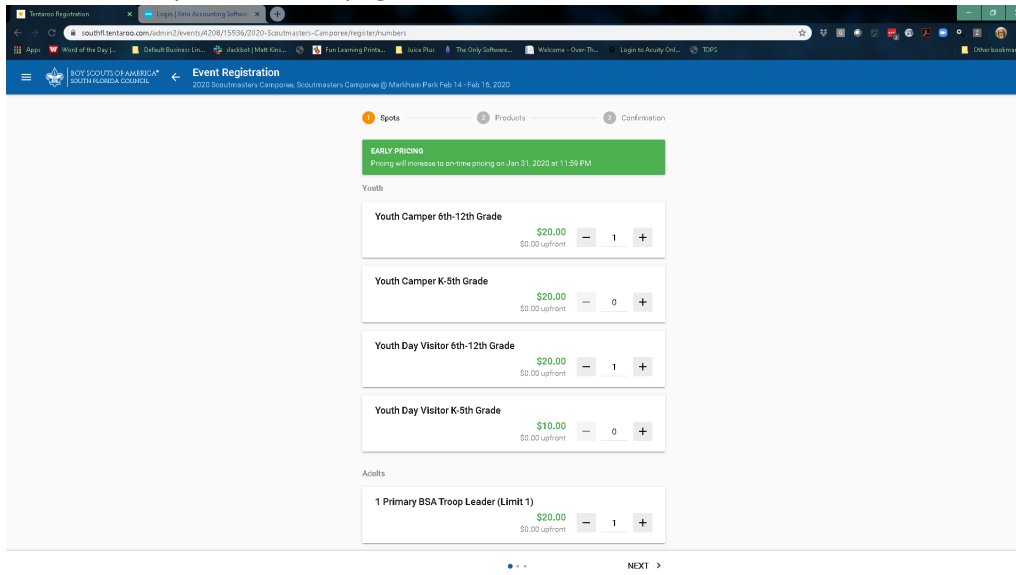
**REMEMBER THAT WHILE YOU ONLY HAVE TO PAY FOR THE CAMPSITE AND PRODUCTS RIGHT AWAY, YOU MUST PAY THE BALANCE IN FULL BEFORE JANUARY 31<sup>ST</sup> TO GET THE \$20 RATE AND HAVE YOUR PORTALET! ANY PORTALETs NOT PAID FOR BY THEN WILL BE DELETED FROM YOUR CART AND YOUR UNPAID CAMPERs WILL BE \$25.**

## Adding Participants and other options later

1. Log in with the same account you reserved the campsite
2. Once logged in, click “Go To Events”
3. Select Scoutmasters Camporee from the available list
4. Select the event itself from the next page as you did before, and you are back at this page:

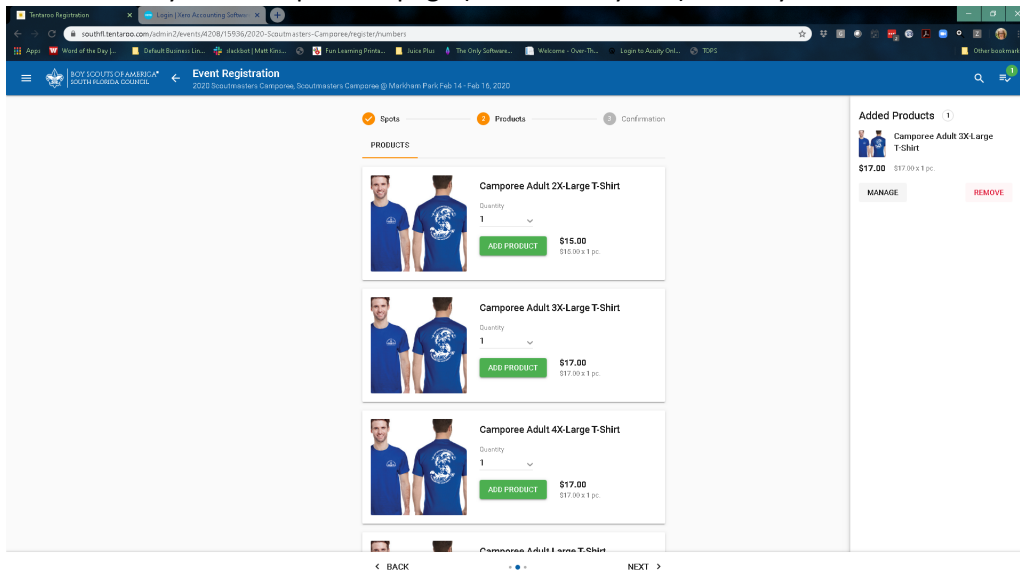


5. To add more participants, Click “Manage Spots” below the Shopping Cart summary
6. You will end up back on this page:



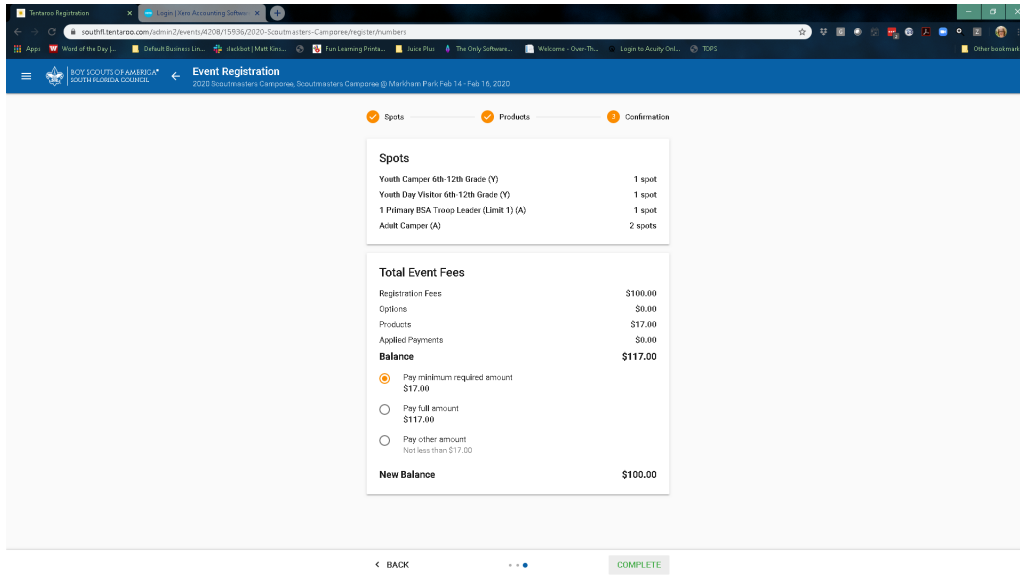
7. Make any changes you want to your counts and click Next

8. This will take you to the product page (Until January 15<sup>th</sup>) where you can add T-Shirts to your order:



9. Make any changes you need, and then click Next

10. This brings you back to the summary page and you click "Complete" at the bottom



11. You are now back to the first screen from this section again.

12. In order to sign someone up to volunteer, you must add their name to the spot just as you did for the primary unit leader when you first registered, and then add them to the volunteer position(s) they want to fill. There are volunteer positions for youth and adults.

13. You do not have to provide the names of everyone attending unless they are volunteering. If you do not add everyone online, you will need to bring a completed unit roster with you (available at [www.smcc.us](http://www.smcc.us))

14. If you add the names of all your youth and adults before February 12<sup>th</sup>, you will not need to provide a separate roster to the staff.

15. You can come back as often as needed to add more participants as long as you do so before February 12<sup>th</sup>.  
**Early pricing ends on January 31<sup>st</sup> and all unpaid participants costs will automatically go up at that time.**

For Tech Support with Tentaroo, please contact Jeanine Kinsey at 954-778-0599 or [songbirdscout@gmail.com](mailto:songbirdscout@gmail.com).  
For Registration and event questions, contact Jose Kudja at [vicechief2@smcc.us](mailto:vicechief2@smcc.us).